



SAVITRI DEVI DAV PUBLIC SCHOOL, JAMTARA

SUMMER VACATION ASSIGNMENT- (2023-24)

CLASS: UKG

Subject - ENGLISH

1. Write Aa - Zz (2 times) by using colour pencils .
2. Learn three sentences about *Yourself* .
3. Learn five rhymes whatever is taught in the class.
4. Write ten *a* vowel words with pictures.


Complete the worksheets

Worksheet - 1 (English)

1. Write capital letters A - Z .

A									
					Z				

2. Name the following pictures -



3. Match the following -

D	r
M	b
T	d
H	q
E	h
Q	e



4. Put a cross on those that do not belong.





iii)

Worksheet - 2 (English)

1. Identify the pictures and write the first letter.

i)  ii)  _____

iii)  iv)  _____

2. See and write "a" vowel words.

I) Bat _____ , _____

II) Fan _____ , _____

III) Lad _____ , _____

IV) Tag _____ , _____

3. Write small letters from a - z.

	b								
		m							
			x						

4. Read and write the rhyming words -

I) Bat , Rat , Mat , Cat

_____ , _____ , _____ , _____

II) Fan , Man , Ran , Van

_____ , _____ , _____ , _____

Worksheet - 3 (English)

1. Write six "a" vowel words.

_____, _____, _____, _____, _____, _____

2. Match the pictures with its name.



Tap



Mat



Map



Bag

2. Encircle the same letter in the following words.

a	ant , cat , arrow , ball , man , airplane ,
p	parrot , papaya , pen , please , puppy , potato
s	bus , sun , socks , shoes , seven , six
e	den , eagle , eraser , eight , egg , eye

3. Write the capital letters for the following small letters.

h _____

b _____

n _____

g _____

d. _____

l _____

m _____

r _____

Worksheet - 4. (English)

1. Write Aa - Zz .

Aa								
Jj								
Ss								

2. Identify the pictures and write its initial sound.







3. Cross the odd one.



Bat Rat Cat



Hat Map Cap



Tap Mat Van



Fan Jam Ran

4. Write the rhyming words.

I) Jam - _____ II) Bat - _____

SUBJECT: HINDI

- स्वर वर्ण (अ से अः) तथा व्यंजन वर्ण (क से ज्ञ) तक दो- दो बार रंगीन पेंसिल से लिखें ।
- क से ह के अक्षर से बने (कोई दस) शब्दों को चित्र सहित लिखें ।
- अपने बारे में पांच वाक्य बोलने का अभ्यास करें ।
- स्वर वर्णों तथा व्यंजन वर्णों को चित्र सहित पढ़ने का अभ्यास करें।
- "पाँच छोटी चिड़िया" और "छोटे बच्चे" दोनों कविता सुंदर ढंग से बोलने का अभ्यास करें।
 - पढ़िए और लिखिए।

अ		ए	
आ		ऐ	
इ		ओ	
ई		औ	
उ		अं	
ऊ		अ	

2. चित्र पहचान कर पहला अक्षर लिखें।





3. बाद वाले अक्षर लिखें।

प _____ ज _____ ल _____ म _____ ट _____

4. निम्न चित्र रंग भरें।

Worksheet 2 Hindi

1. क - न तक लिखें।

क				
				न

2 चित्र देखकर सही अक्षर पर गोला लगाइए -



प

छ

म



क

ज

ब



च

ख

छ

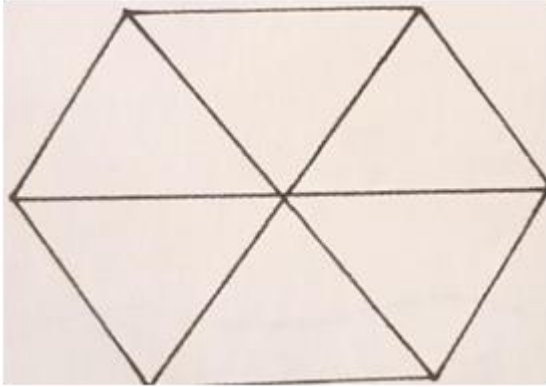


भ

ज

ल

3. निम्न चित्र में रंग भरिए -



Worksheet 3 (हिन्दी)

1 खाली जगह भरिए -

क				
	छ			
		ड		
			ध	
				म

2 भिन्न अक्षर पर गोला लगाइए -.



अ इ अ अ



आ आ आ ऊ



प ड ड ड



न थ थ थ

3. मिलान करें -

ए
ह
ट
र
स

ट
र
स
ए
ह

Worksheet - 4. (हिन्दी)


1 क - ज्ञ तक लिखें -

क					च				
	ठ					थ			
		ब					ल		
			क्ष						

2. चित्र पहचान कर पहला अक्षर लिखें -



3. रंग भरिए -



SUBJECT: MATHEMATICS

1. Write the numerals from (1 - 10) by using match - sticks in scrap book.
2. Practice to say Forward Counting from 1 - 100 .
3. Learn the rhyme " Count 1 , 2 , 3"

WORKSHEET - 5 (MATH)







1. Write the numerals from 1 - 20 .

[illegible]

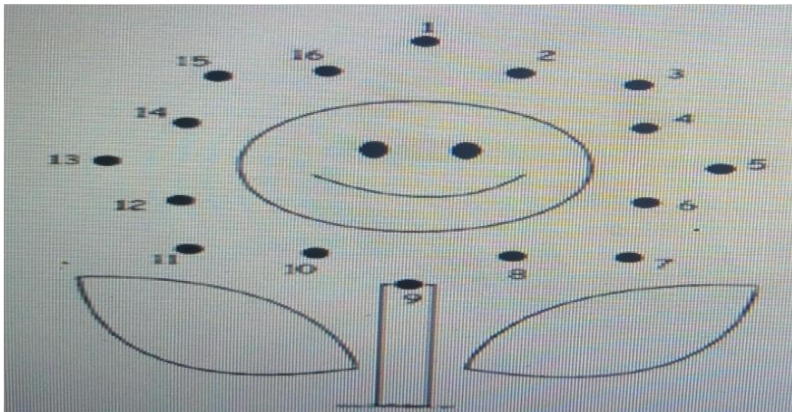
2. Color the big ones -



3. Count and write .

- a)  - ____
- b)  - ____
- c)  - ____
- d)  - ____
- e)  - ____
- f)  - ____

4. Join the dots and color the picture -



SUB: EVS

1. Stick your photo and write three sentences About yourself . (See .no. 1 of Int. Activity book)
2. Stick / draw the pictures of five sense organs and write their functions.
3. Learn the rhyme "Body parts".
4. Make a video by doing at least 10 activities. (Ex - Eating , Reading , Cycling , playing football / cricket etc.)

Worksheet - 1 (EVS)

1. Write your own name.

2. Encircle the first letter of the family members .

Grandmother

Grand father

Mother

Father

Brother

Sister

3. Name five body parts .

_____	_____	_____
_____	_____	

4. Tick ☐ the correct no.-

- a) I have four / one head .
- b) I have two / three ears .
- c) I have ten / seven fingers .
- d) I have one / two eyes .
- e) I have five / one nose .
- f) We have five / six sense organs .

DRAWING - Up to complete pg.no. - 10 in Drawing Book.

ASSIGNMENT -

Stick five different types of leaves in Scrap book and name them . (Ex. - Neem,Rose etc.)

END